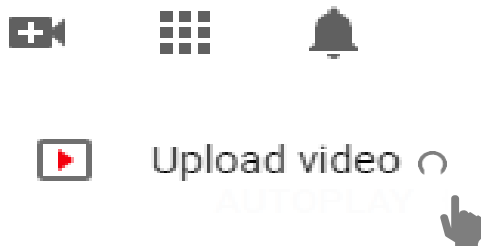


UPLOADING TO YOUTUBE GUIDANCE

If you are not already logged in, please select **'Sign in'** at the top right-hand-side to create an account or to log in as usual.



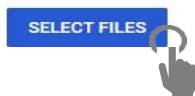
Find the camera icon with the **'+'** and then click **'Upload Video'**.



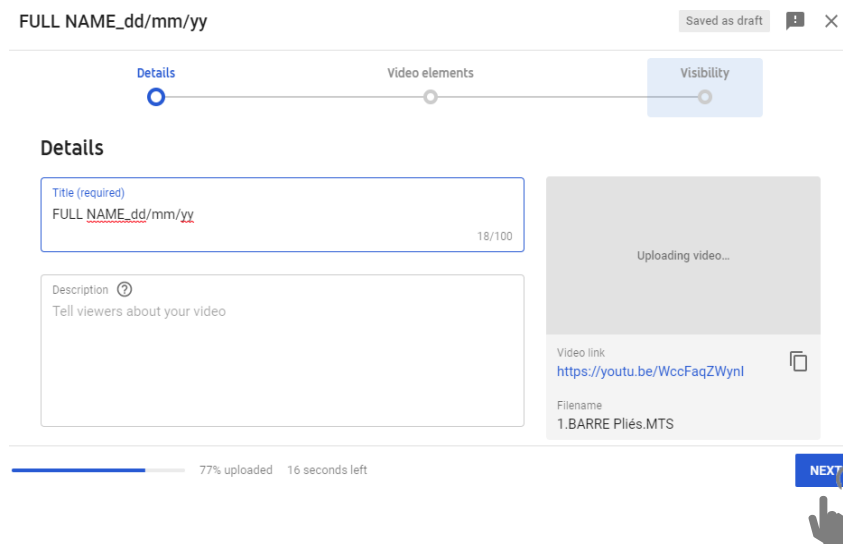
Click **'Select Files'** and upload your footage.



Drag and drop video files to upload
Your videos will be private until you publish them.



Type in Full Name and Date of Birth in the **'Title'** box – Click **'Next'**



UPLOADING TO YOUTUBE GUIDANCE – continued

Select **'No, it's not made for kids'** – Click **'Next'**

FULL NAME_dd/mm/yy Saved as draft ! X

Details Video elements Visibility

Audience

This video is set to not 'Made for Kids' [Set by you](#)

Regardless of your location, you're legally required to comply with the Children's Online Privacy Protection Act (COPPA) and/or other laws. You're required to tell us whether your videos are 'Made for Kids'. [What is 'Made for Kids' content?](#)

Features like personalised ads and notifications won't be available on videos 'Made for Kids'. Videos that are set as 'Made for Kids' by you are more likely to be recommended alongside other children's videos. [Learn more](#)

Yes, it's Made for Kids

No, it's not Made for Kids

Age restriction (advanced)

HD Finished processing NEXT

Ignore **'Video Elements'** – Click **'Next'**

FULL NAME_dd/mm/yy Saved as draft ! X

Details Video elements Visibility

Video elements

Use cards and an end screen to show viewers related videos, websites and calls to action. [Learn more](#)

Add an end screen
Promote related content at the end of your video IMPORT FROM VIDEO ADD

Add cards
Promote related content during your video ADD

HD Finished processing BACK NEXT

Select **'Unlisted'** which enable only those with link directly will be able to view it – click **'Save'**

FULL NAME_dd/mm/yy Saved as draft ! X

Details Video elements Visibility

Visibility

Choose when to publish and who can see your video

Save or publish
Make your video public, unlisted or private

Private
Only you and people who you choose can watch your video

Unlisted
Anyone with the video link can watch your video

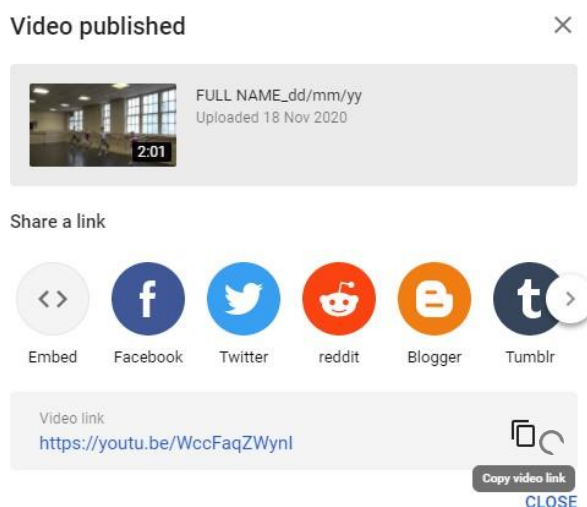
Public
Everyone can watch your video

Set as instant Premiere ?

HD Finished processing BACK SAVE

UPLOADING TO YOUTUBE GUIDANCE – continued

Once published, copy the **URL/Link** and paste into your application form, where instructed.



The panel will then be able to view the footage privately.

Please maintain your video and the html link until the completion of the audition process in June 2021. Please ensure the html link is shared only with Central School of Ballet.

Guidance around your YouTube video

We strongly advise that you ensure your YouTube video is listed as an 'Unlisted Video'. This would mean that it is a private video and not immediately available to the public, but only to anyone with direct access to the HTML link. This is because the video will contain identifiable information, such as your full name and date of birth.

Central School of Ballet will ensure that your audition video will be stored safely and securely, and only approved staff will have access to the video in connection with your application.

Data Processing Statement 2021-22

Central School of Ballet is a 'Data Controller' of your data and holds and processes 'personal data' (which may include 'Special Categories of personal data') as defined in the General Data Protection Regulation (GDPR) about applicants and students which is provided to them by you (or which is otherwise received from third parties) for their own, separate purpose(s). Central School of Ballet needs to process (that is, collect, use, store and ultimately securely dispose of) personal information about you as a student to be able to record your application to the School.